

OSAKA

JAPANESE STYLE AND SWISS
HOSPITALITY ARE LOCATED ABOVE
THE NAMBA TRAIN STATION,
WHERE YOU CAN CONNECT TO
BOTH JAPAN AND THE WORLD.

Swissôtel Nankai, Osaka

5-1-60 Namba Chuo-ku, Osaka 542-0076, Japan
Tel +81 6 6646 1111 Fax +81 6 6648 0331
osaka@swissotel.com www.swissotel.com/osaka

swissôtel **NANKAI**
OSAKA

LOCATION

HIGH EXPECTATIONS & IMPRESSIVE VIEWS

Experience 36 storeys of contemporary Swiss design, hospitality and comfort in the heart of Namba, Osaka's most exciting entertainment, shopping and dining district. Situated above Nankai Railway's Namba Station, you have direct train access to Kansai International Airport and all major tourist attractions such as Kyoto, Nara and Kobe. The panoramic views of the city and decidedly modern details of the conference areas, rooms, restaurants and spa make Swissôtel Nankai Osaka a beautiful place to do business, or simply relax and unwind.



GUEST ROOMS

AN IDEAL RETREAT FROM THE BUSY CITY

Designed with your comfort in mind, our 548 guest rooms and suites blend contemporary Swiss style and local touches. The Junior Suites feature sleek furniture and vibrant Japanese wallpaper. If it is an authentic Japanese experience you are seeking, select the Waon and Waraku suites decorated in the traditional Japanese style, complete with tatami floor and futon bedding. Our Swiss Business Executive Club rooms and suites, or the exclusive Swiss and Imperial Suite are ideal for business travellers. Located on the uppermost floors these rooms provide access to the Swiss Executive Club Lounge with exclusive amenities, a meeting room and private workstations.

RESTAURANTS & BARS

A DIVERSE RANGE OF CULINARY DELIGHTS

Seven in-house restaurants and bars offer diverse and exciting culinary experiences, among them is the renowned Tavola36 Italian Restaurant & Sky Bar situated on the top floor complemented by panoramic views of Osaka. Each venue offers carefully considered menus of locally inspired and seasonally sourced dishes.



PÜROVEL SPA & SPORT

REFRESH YOUR SENSES

Whether you're looking to revitalise before a meeting, unwind after a long day or begin a new fitness programme, Pürovel Spa & Sport provides a range of wellbeing opportunities. Enjoy the indoor swimming pool, Jacuzzi, sauna and traditional Japanese baths. Hit the fully equipped gym and fitness studio, or book into one of our five private treatment rooms.



MEETINGS, EVENTS & CONFERENCES

SPACE TO WORK

Designed to accommodate any event, from weddings to corporate and social events, our multi-functional conference areas can accommodate up to 1,400 guests leaving plenty of room for them to mingle. Dedicated meeting specialists are on hand to ensure your event is a success. Whether for an international conference or an exclusive and more intimate meeting, our facilities, service and team are guaranteed to leave a lasting impression.



FACILITIES & SERVICES


SWISSÔTEL NANKAI OSAKA HIGHLIGHTS

- Centrally located 5-star hotel
- 548 beautiful and contemporary guest rooms and suites
- Direct train access to the airport and local tourist attractions
- 7 in-house restaurants and bars including live music and entertainment
- Grand ballroom, 17 multi-purpose conference rooms for up to 1,400 guests
- Wireless internet
- 3 wedding chapels
- 3 Swiss Executive Club floors and Executive Club Lounge
- Pürovel Spa & Sport
- Indoor swimming pool
- Car park with 357 parking lots
- Wheelchair access and facilities

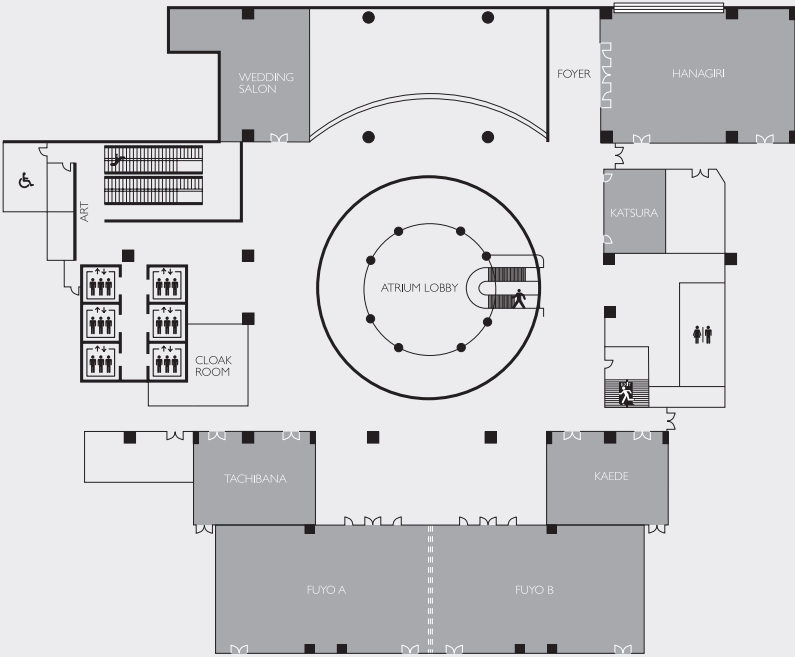
CAPACITY CHART

MEETING ROOMS	AREA FT²	AREA M²	L	W	H	THEATRE STYLE	CLASS ROOM	BUFFET	DINNER
LEVEL 7									
Fuyo A + B	4628.6	430	11.2	37.3	3.5	520	270	300	200
Fuyo A	2314.3	215	11.2	18.3	3.5	220	120	120	80
Fuyo B	2314.3	215	11.2	18.3	3.5	220	120	120	80
Hanagiri	2099	195	15.8	11.8	3.4	180	100	120	80
Kaede	968.7	90	8.1	10.8	3.3	80	36	50	40
Tachibana	968.7	90	8.1	10.8	3.3	80	36	50	40
Katsura	441.3	41	5.3	7.4	2.8	-	-	-	10
LEVEL 8									
Naniwa A+ B + C + D	12055.6	1120	23.3	48.0	6.0	1400	800	1200	600
Naniwa A+ B (C + D)	6027.8	560	23.3	23.6	6.0	600	350	400	270
Naniwa B + C	5360.4	498	23.3	20.2	6.0	500	300	300	240
Naniwa A	3347.6	311	23.3	13.5	6.0	300	180	200	140
Naniwa B	2680.2	249	23.3	10.1	6.0	240	150	150	120
Naniwa C	2680.2	249	23.3	10.1	6.0	240	150	150	120
Naniwa D	3347.6	311	23.3	13.5	6.0	300	180	200	140
Hakucho	2088.2	194	10.9	17.4	3.4	160	120	120	80
Toki	1948.3	181	10.9	16.2	3.3	140	100	100	70
Kujaku	2088.2	194	10.9	17.4	3.4	160	120	120	80
Tsuru	742.7	69	6.4	10.4	2.6	60	36	40	30
LEVEL 9									
Akane	742.7	69	7.2	9.5	2.4	40	30	-	-
Aoi	710.4	66	6.2	10.4	2.9	56	30	40	30
Fuji	710.4	66	6.2	10.4	2.9	56	30	40	30
Nishiki	710.4	66	6.2	10.4	2.9	56	30	40	30
LEVEL 35									
Ciel Bleu	2228.1	207	13.3	14.9	3.3	-	-	100	80
Belle Vue	1087.1	101	10.3	8.6	3.3	-	-	50	40
Crown Room	785.7	73	6.8	10.4	3.3	-	-	-	8
Diamond Room	882.6	82	10.3	8	3.3	-	-	-	18

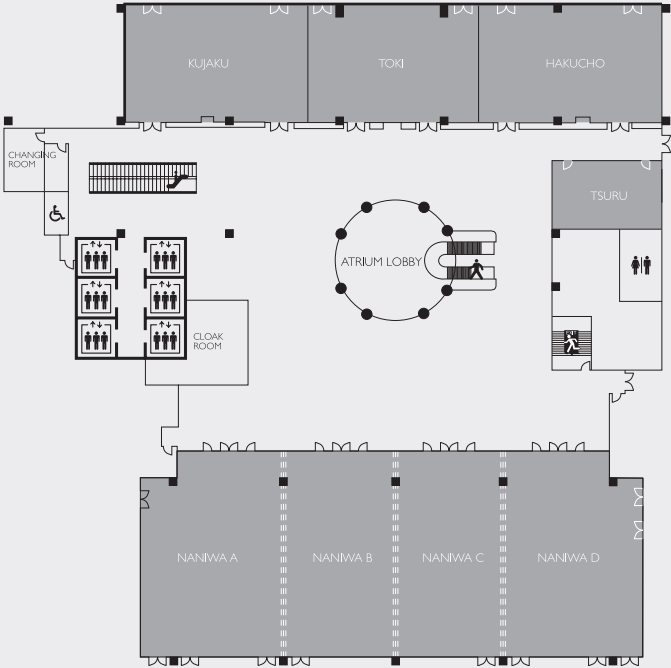
LEGEND

-  Meeting Room or Ballroom
-  Restrooms
-  Escalator
-  Elevator
-  Food & Beverage Outlet
-  Emergency Exit
-  Stairway
-  Window
-  Moveable Partition

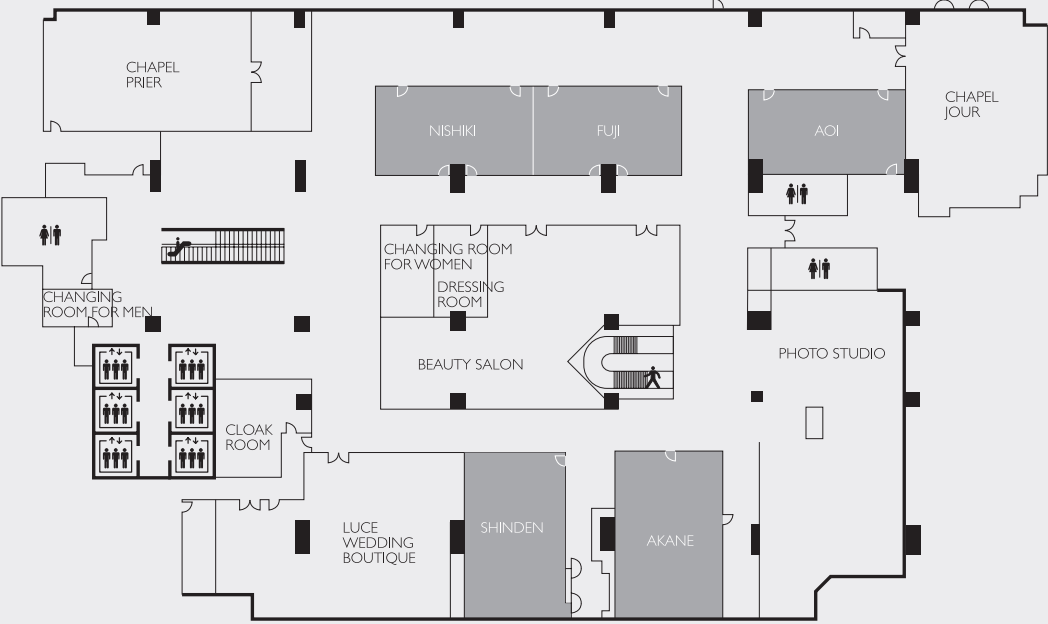
LEVEL 7



LEVEL 8



LEVEL 9



LEVEL 35

